

DO NOW:

Date: February 20, 2018

TEKS: 6.8(E) Investigate how inclined planes and pulleys can be used to change the amount of force to move an object.

1. Write this week's homework in your agenda: Simple Machines Crossword – due Friday
2. Get out your **Do Now sheet**
3. Write Tuesday's question on your **Do Now sheet** and answer it: **Q: Why do humans use machines?**

Simple Machines




Lever



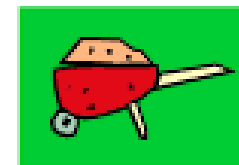
Inclined Plane



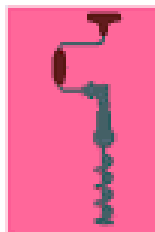
Wedge



Pulley



Wheel and Axle



Screw

DO NOW:

Date: February 21 – 22, 2018


TEKS: 6.8(E) Investigate how inclined planes and pulleys can be used to change the amount of force to move an object.

1. Get out your **Do Now sheet**
2. Write Block Day's question on your **Do Now sheet** and answer it: **Q: What are the six simple machines?**


Simple Machines




Lever



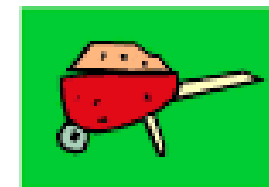
Inclined Plane



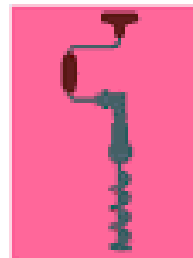
Wedge



Pulley



Wheel and Axle



Screw

DO NOW:

Date: February 23, 2018

TEKS: 6.8(E) Investigate how inclined planes and pulleys can be used to change the amount of force to move an object.

1. Get out your **Do Now sheet**
2. Write Friday's question on your **Do Now sheet** and answer it:
Q: How can you change a pulley system to make work even easier?


Simple Machines




Lever



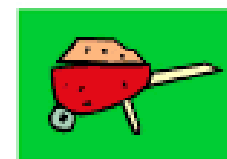
Inclined Plane



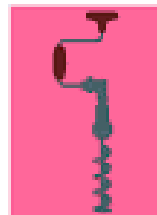
Wedge



Pulley



Wheel and Axle



Screw